

FROM CONTRACT TO INSTALLATION

So you just signed for an Aquacycl wastewater treatment system, here's what happens next:



1) SITE SURVEY

After signing the contract, our application engineers will visit the site to assess the requirements before installation. They will inspect power hookups, pressurized water connections, space constraints, and take note of any existing infrastructure for proper planning.

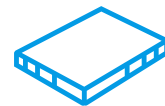
2) END-USER REQUESTS

Your Aquacycl project engineer will reach out to you with all the required requests to prepare the site. They can address any queries and ensure that your aesthetic preferences and permits are taken into account.



3) SYSTEM BUILD

Once all requirements are noted, your Aquacycl project engineer and manufacturing team will work on building out your custom system.




*POUR CONCRETE PAD

At this stage, it will be necessary to lay the concrete pad where the system will be placed. This process typically takes ~6 weeks to pour and completely set.

4) BI-WEEKLY MEETINGS

Once the build is underway, your Aquacycl project engineer will hold bi-weekly meetings with your team to answer any questions, update on any changes, and ensure everything is going smoothly.




5) DELIVERY DAY

Be ready to receive the system on delivery day. The Aquacycl team will be onsite and will take care of the full installation. Be present to answer any questions, our goal is to ensure everything is set up correctly and to your satisfaction.

6) SYSTEM START-UP

Over the next month or so, the Aquacycl team will be onsite inoculating the system and making any necessary adjustments so it is ready to take in your wastewater.



ENJOY YOUR NEW AQUACYCL SYSTEM!

Contact us any time with any questions or concerns
+1 760-508-2154 | info@aquacycl.com | www.aquacycl.com

We thank you for being a new Aquacycl customer! Scan the QR code to leave feedback on any portion of our process

